



# BLAMPHAYNE SAWMILLS LTD

GATE CATALOGUE 2024



## WELCOME

Our carpenters at Blamphayne Sawmills workshops manufacture a wide range of gates.

We've been building top quality gates for many years and pride ourselves on a high quality of workmanship.

All gates are designed and manufactured by our highly skilled craftsmen.

We also keep a large range of gate fittings which can be supplied with the gates as required.

We have a quality timber grader who is always available for advice on types and grades of timber whether sawn, stress grade or pressure treated.

Blamphayne also has it's own tanalising plant where we pressure treat gates and timber as required as well as offering special treatments when necessary.



**BLAMPHAYNE  
SAWMILLS LTD**

## 5 BAR GATES

All available in softwood & hardwood

---

Diamond Brace & Escot	3
Tapered Top, Welsh & Turned Heel	4
Devon & Landsman	5
Stallion & Kent	6

## ENTRANCE GATES

All available in softwood & hardwood

---

Windsor Balmoral & Haydon	7
Axmouth & Highgrove	8
Barton Essex & Clyst	9

## GARDEN GATES

---

Exevale, Axevale & Haydonvale	10
Colyvale, Ottervale & Sidvale	11

GATE FITTINGS	12
---------------	----

---

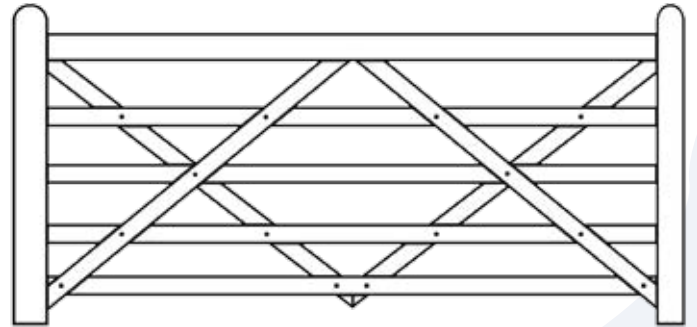
CUSTOMER REVIEWS	15
------------------	----

---

GALLERY OF GATES	16
------------------	----

## DIAMOND BRACED GATE

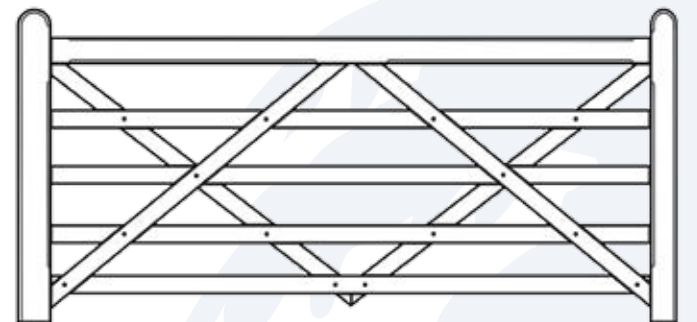
---



Our most popular gate, with a 4" x 3" top rail with a semi planed finish. This gate is ideal for an entrance gate, and strong enough for a field gate. Height to top of hanging stile is 47" Height to top of top rail is 44" Standard widths range from 0.9m (3ft) to 3.66m (12ft). Widths up to 15' are also possible. Pressure treated with Tanalith E in a natural wood green.

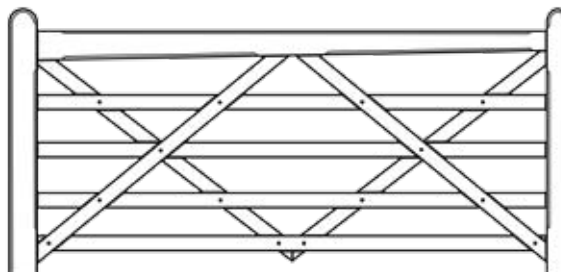
## ESCOT GATE

---



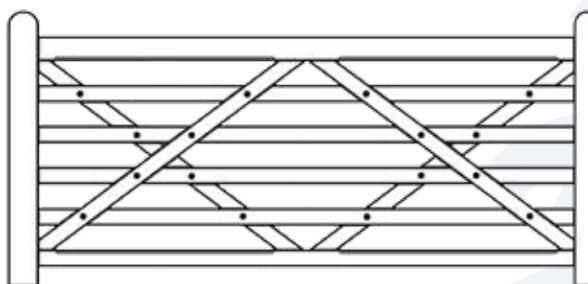
A high specification gate made from kiln dried Scandinavian Redwood. This gate has a top quality planed all over finish. The hanging stile is ex125mm x 75mm with an ex75mm x 75mm closing stile and an ex100mm x 75mm top rail. Height to top of hanging stile is 47" Standard sizes range from 0.9m (3ft) to 3.66m (12ft) Gates with widths up to 15' wide are possible. Pressure treated with Tanalith E in a natural wood green.

## TAPERED TOP



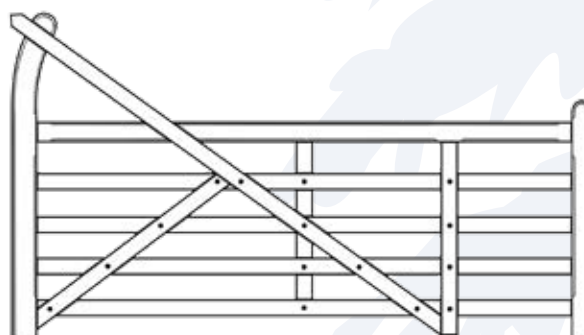
A classic gate design, with chamfering and a semi or fully planed finish and makes an ideal entrance or field gate. It is built for strength as well as elegance. The hanging stile measures ex.125mm x 75mm, as does the tapered top rail. Sizes range from 0.9m (3') to 3.66m (12'). Widths of up to 15' are also possible. Softwood will be pressure treated with Tanalith E in natural wood green.

## 6 BAR WELSH



A high specification gate made from the kiln dried Scandinavian redwood. This gate has a top quality planed all over finish. The hanging stile is ex.125mm x 75mm with an ex. 75mm x 75mm closing stile and an ex.100mm x 75mm top rail Height to top of hanging stile 47"

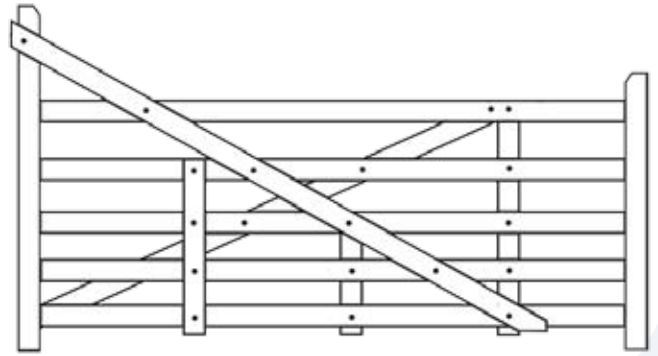
## TURNUED HEEL



This gate certainly makes an impression! A traditionally designed gate. Fully Planed, with a curved and extended hanging stile. Height of hanging stile is 63.5" Top Rail is 4" x 3" and is tapered on the hardwood gate. Standard width sizes range from 0.9m (3') to 3.66m (12') Widths of up to 15' are also possible. Softwood will be pressure treated with Tanalith E in natural wood green.

## DEVON GATE

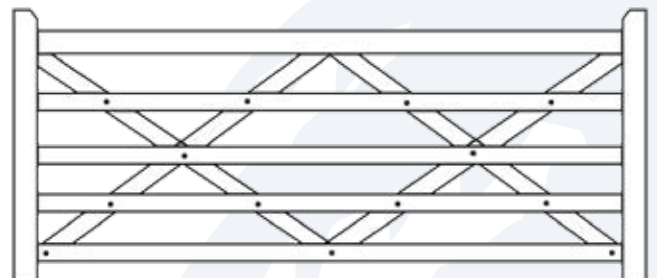
---



This gate is popular due to its versatility, similar in design to the Turned Heel gate. It makes a great entrance gate and a strong field gate. Height to top of hanging stile is 63". Available in softwood and hardwood. Standard widths range from 2.4m (8') to 3.66m (12'). Softwood is pressure treated with Tanalith E in a natural wood green.

## LANDSMAN GATE

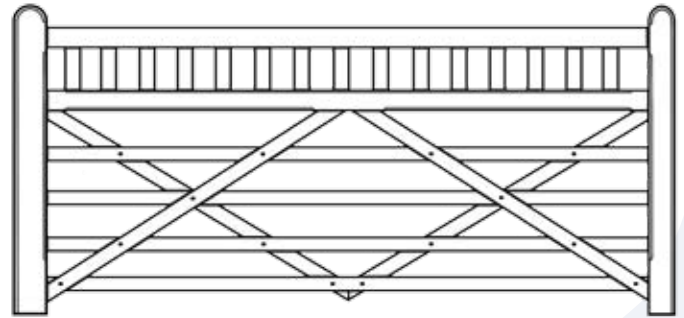
---



A sturdy classic five bar field gate, made with a stronger design. Constructed from home grown 'Larch' or 'Douglas Fir'. Slightly thicker dimensions all-round makes this gate suitable for larger livestock. The gate is pressure treated. Available in widths up to 15' 75mm x 100mm top rail, with full length mortices. 75mm x 25mm shuttles.

## STALLION

---



A design with the Equestrian world in mind. Constructed in softwood with a double top rail with open paling makes this gate very distinctive. The gate is pressure treated and decorative features are routed to give this gate an elegant appearance. Available in widths up to 15'. A solid bottom rail is recommended for wider gates.

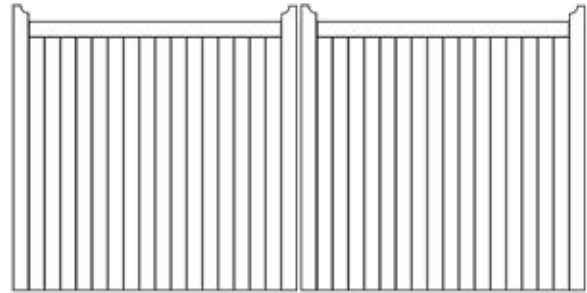
## KENT

---



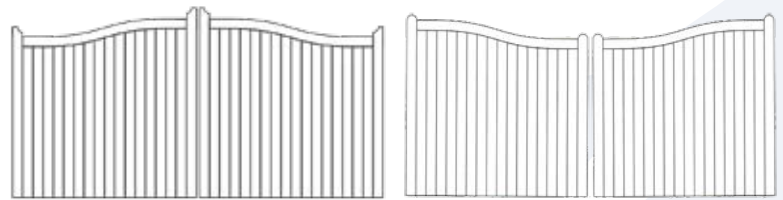
A six-bar gate with smaller gaps between the shuttles, ideal for stopping livestock or pets from escaping. The hanging stile is ex125mm x 75mm with an ex75mm x 75mm closing style and an ex100mm x 75mm top rail. Standard sizes range from 2.4m (8') to 3.66m (12'). Also widths of up to 15' are available. Pressure treated with Tanalith E in a natural wood green.

## WINDSOR



With its straight top rail this gate is both strong and secure. Very similar in design to the Balmoral, made with top quality Scandinavian Redwood. Planed all round, with TGV cladding in a rebated ex100mm x 75mm frame. Standard sizes range from 0.9m (3') to 1.8m (6') per leaf. Available in both Hardwood & Pressure treated Softwood.

## BALMORAL



BALMORAL CONVEX

BALMORAL CONCAVE

This gate really makes a statement! Made of top quality Scandinavian Redwood. Planed all round with TGV cladding and a choice of various sizes of timber for the framework. There is a choice of either a Convex or a Concave top rail. The Balmoral Entrance Gate is also available in Iroko Hardwood. Our softwood Balmoral gates are pressure treated with Tanalith E in a natural wood green.

## HAYDON



With its TGV lower section and its open slatted top and straight top rail, this gate is ideal if you want something strong, elegant and not too imposing. The top rail measures 100mm x 75mm. Standard sizes range from 0.9m (3') to 1.8m (6') per leaf. Available in both Iroko and pressure treated softwood.

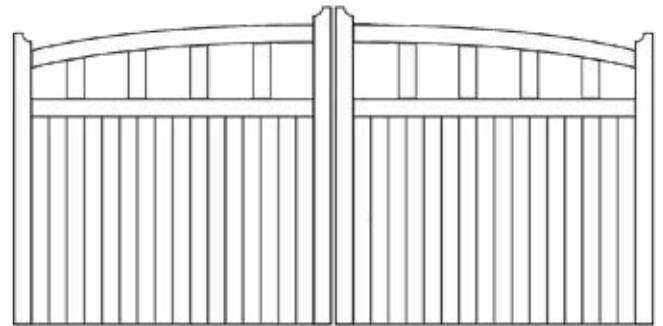
## AXMOUTH



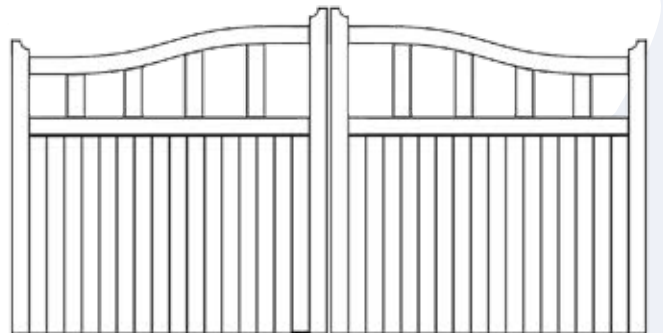
With its TGV lower section, its open slatted top and sweeping convex top rail, this gate is ideal if you want something elegant and different from the average. The Axmouth gate is now available in a new Bell Top style.

The top rail measures 100mm x 75mm. Standard sizes range from 0.9m (3') to 1.8m (6') per leaf.

Pressure treated with Tanalith E in a natural wood green.



CONVEX AXMOUTH

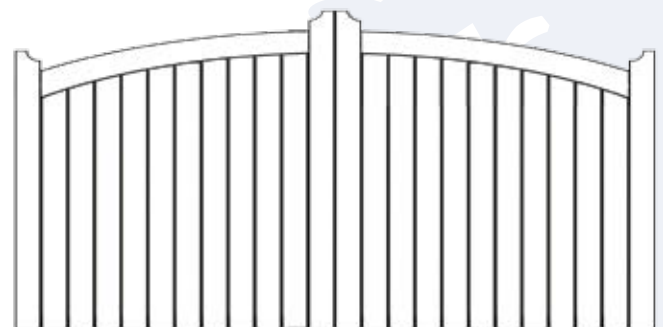


BELL TOP AXMOUTH

## HIGHGROVE



Made of top quality Scandinavian Redwood. Planed all round, rebated frame with TGV cladding. There is a choice of either a Convex or a Concave top rail. The Highgrove Gate is also available in Iroko Hardwood. Softwood Highgrove gates are pressure treated with Tanalith E in a natural wood green. Sizes range from 900mm x 900mm to 1800mm x 1800mm per leaf.



CONVEX HIGHGROVE

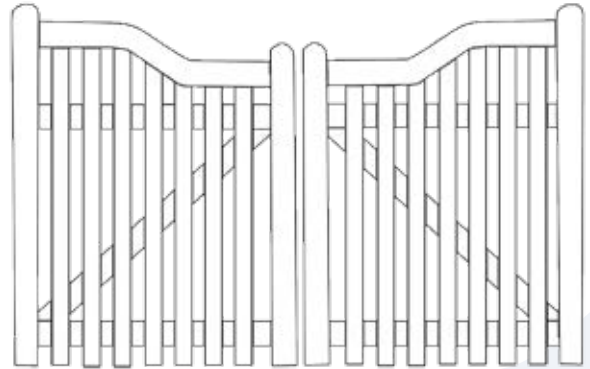


CONCAVE HIGHGROVE



## BARTON ESSEX

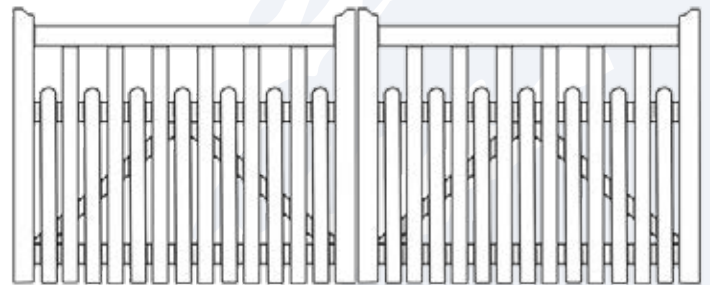
---



Fully planed finish with a choice of soft or hard wood. A robust gate which offers beauty and character to an entrance way. Its stylish 'wave' top rail is ideally suited to pairs. Top rail and hanging stiles both measure 4" x 3" and the pales measure 70mm x 21mm. Standard widths range from 1.2m (4') to 3.0m (10'). Softwood will be pressure treated with Tanalith E in a natural wood green.

## CLYST

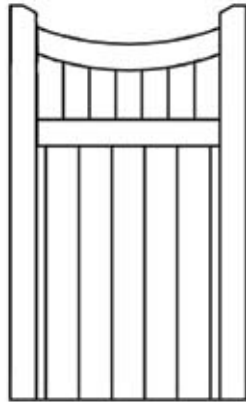
---



Fully planed finish with a choice of soft or hard wood. Its unusual design makes it stand out from other gates. Ideal in pairs this makes a very attractive entrance or garden gate. Standard sizes range from 0.9m (3') to 3.0m (10'). Softwood will be pressure treated with Tanalith E in a natural wood green.

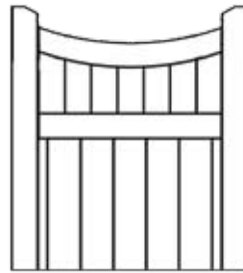
All of these gates are an excellent choice for garden pathways and entrances.  
Made from top quality planed, treated Scandinavian Redwood. Convex dome topped, framed all round.  
All gates Available sizes: (3', 4', 5', 6' wide x 3', 4', 5', 6' high).  
Morticed, rebated frame for neatness and strength. (Frame: 45mm thick timber)

## EXEVALE

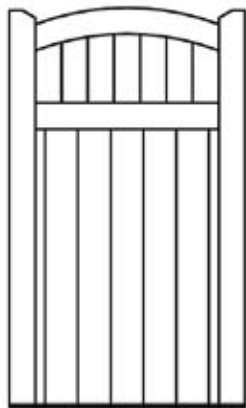


Convex dome topped, framed all round. Made from top quality planed, treated Scandinavian Redwood.

Ideal for garden pathways and entrances.



## AXEVALE

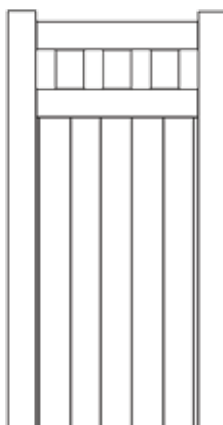


Concave topped, framed all round. Made from top quality planed, treated Scandinavian Redwood.

Ideal for garden pathways and entrances.

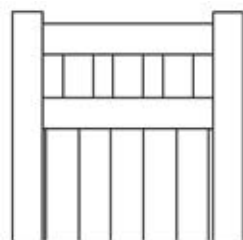


## HAYDONVALE




Straight topped, framed all round gate. Made from top quality planed, treated Scandinavian Redwood.

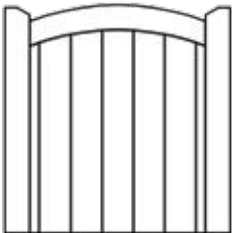
Ideal for garden pathways and entrances.




## OTTERVALE



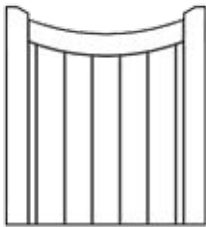
Convex dome topped, framed all round. Made from top quality planed, treated Scandinavian Redwood. Ideal for garden pathways and entrances.




## SIDVALE



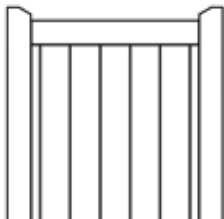
Concave topped, framed all round. Made from top quality planed, treated Scandinavian Redwood. Ideal for garden pathways and entrances.



## COLYVALE



Straight topped, framed all round gate. Made from top quality planed, treated Scandinavian Redwood. Ideal for garden pathways and entrances.



Blamphayne stocks a wide range of Galvanised Gate Fittings and Accessories.

Most of the range of door and gate furniture is pre-packaged in simple, environmentally friendly polythene sleeves. Suitable for both the smaller Garden Gates and the larger Entrance Gates our products cater for a wide range of uses. Some of the most popular fittings are featured below, other items are available.



## Galvanised Adjustable Hanging Set

For 3" Gates, 2" x 1/4" Top Band, Adjustable Gate Eye and Heel Clips, Hook to Bolt, Hook to Drive and Fixings.




## Galvanised Adjustable Hang Set with Hooks on Plates

For 3" Gates, 2" x 1/4" Top Band, Adjustable Gate Eye and Heel Clips, 2 no. Hooks on 4" Square Plates and Fixings.



## Galvanised Adjustable Hook and Band

Packed in pairs, comes with fixings. Available in 18" and 24" .




## Galvanised Rising Hinge Set

For 3" Gates, 24" x 2" x 1/4" Top Band, Hook to Bolt, Bottom Band and Rocker Plate and Fixings. Approximate Rise 75mm per metre width of gate, when gate open at 90° to post (Gate to be hung between posts)



## Galvanised Hook and Band

Packed in pairs, comes with fixings. Available in 12", 18", 24", 30" .



## Galvanised Cranked Hook and Band

Packed in pairs, comes with fixings. Available in 12", 18", 24" and 30" .



## Galvanised T Hinge

Comes in pairs, including fixings.  
Available in 'Weighty' and 'Medium' weights  
and in 8", 12", 18" and 24".




## Galvanised Hook to Build

For building into brick pillars.



## Galvanised Heavy Auto Latch and Strikers

Galvanised Auto Latch and Striker, comes with fixings.



## Galvanised Spring Hunt Latch

For 3" Gates, Spring Fastener, Catch, Keep and Fixings.



## Galvanised Hunt Latch Centre Catch



## Galvanised Loop Over Latch



## Galvanised Garage Drop Bolt

Galvanised Garage Drop Bolt, comes with fixings


Continued...



## Galvanised Ring Latch

Galvanised Ring Latch, comes with fixings.


---



## Galvanised Auto Latch

Ideal for Garden Gates, comes with fixings.

---



## Galvanised Brenton Bolt

Galvanised Brenton Bolt, comes with fixings.  
Available sizes, 8x 1/2" , 4 x 1/2" , 10 x 5/8" .

---



## Galvanised Cabin Hook

6" long with fixings.

---



## Double Locking Bolt

# CLIENT REVIEWS

*Always the best! Best for price, best for quality and best for customer service*

*Have used these guys many times, their customer service and speed of delivery is fantastic. They are very friendly, helpful and offer a very prompt delivery service if you need something quick. Quality is good and we always try to use a local firm wherever possible, and these guys are brill. thanks!*

*Good and very professional. Friendly and good communicative staff, I asked for a couple of different quotes and received a reply very quickly on both. They phoned me back and my order was placed. Delivered on time and unloaded where I asked. Will definitely be using Blamphayne again.*

*Great timber merchants, sheds and gates also supplied. Friendly and knowledgeable staff. Nothing is too much trouble. Would recommend. Give them a call with your requirements and they will help you the best they can.*

*Emails all replied quickly by Andy. I live near a sawmill but travel 45 mins to this one due to there very keen prices staff are excellent provide great service.*

*I have been going to Blamphayne for a few years now and have always found the service the same. Very helpful always friendly and good quality timber I would recommend this company to help you with your job big or small.*

*Excellent place for all your timber needs. Good prices compared to builders merchants. Recommend.*

*Fantastic company to deal with, very helpful, brilliant quality products and lovely staff.*



**BLAMPHAYNE  
SAWMILLS LTD**

